


■ Product Features



- High efficiency LED Driver, the wide range input voltage AC100-277V or AC200-480V;
- Lumileds LED high luminous efficiency and long life.
- Cast aluminum design, better cooling and easy replacement, light in weight, LED Tj < 85°C.
- Excellent optical design, greatly improve the light utilization and evenness.
- Photocell Control Available (Option)



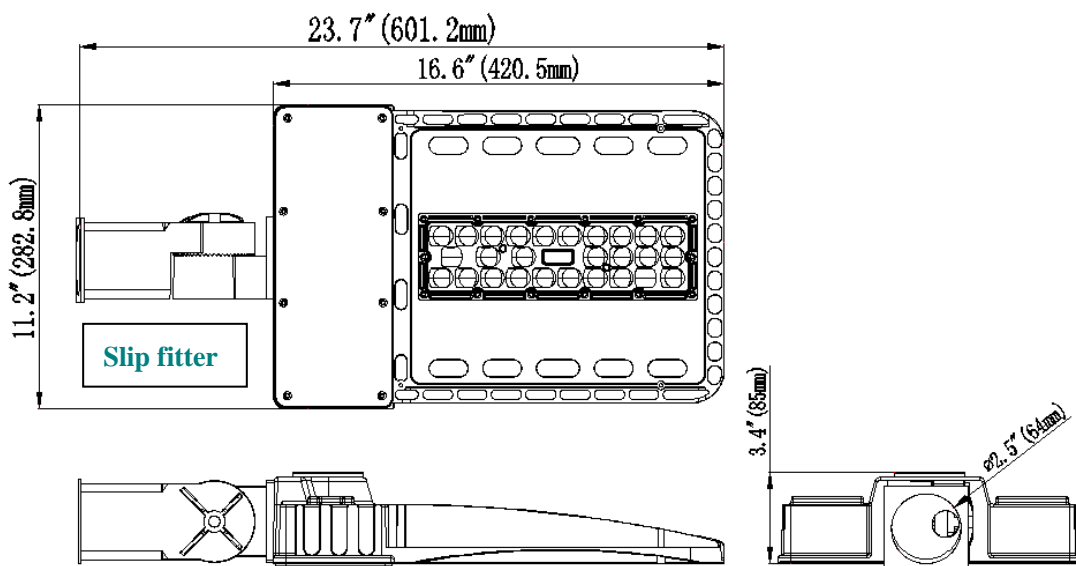
■ Product Applications

USSLxxxWWM Lighting series can be widely used in Urban roads, Industrial areas, Residential areas, Sidewalks, Parking lot, Schools, Gardens and etc.

■ Structure Features

- **Shell materials:** Aluminum & PC.
- **Finish:** Dark Bronze/White
- **Net weight:** 4.50kgs (9.92 lbs)

Unit: inch(mm)



100W LED SHOEBOX LIGHT

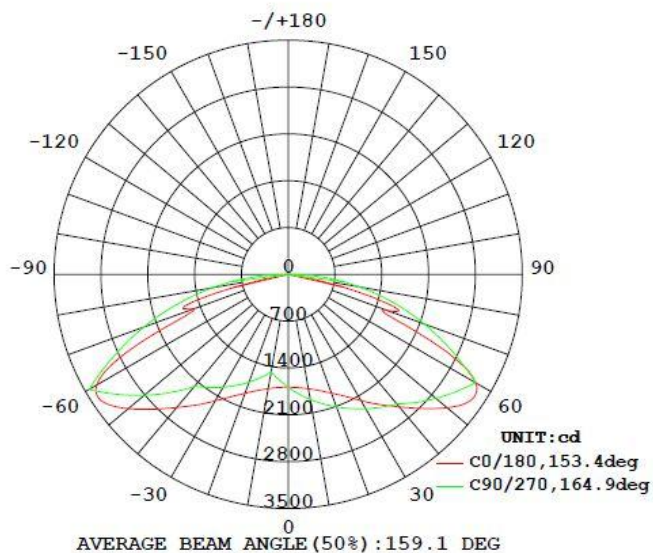


■ Technical Parameters

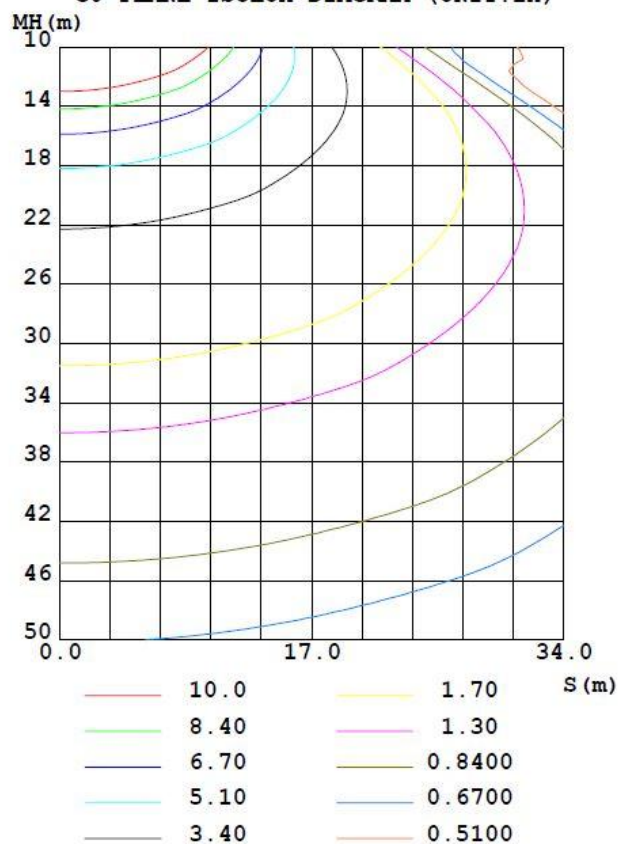
Type	USSL100WWM		
Power	100W	Lighting Angle	Type II, Type III, Type Vs
Input Voltage	AC100-277V	LED Brightness Decay	<5%/6000 hrs
PF	>0.95	Working Life	>50000 hrs
Driver Efficiency	>90%	Working Temperature	-30 - +45°C
Luminous Flux	13000Lm	Storage Temperature	-40 -+80°C
Color Temperature	3000K/4000K/5000K/5700K	Protection Level	Wet Location/IP65
CRI	Ra>80	Cable	3 core, 18AWG

■ Photometry and Type Vs:

LUMINOUS INTENSITY DISTRIBUTION DIAGRAM

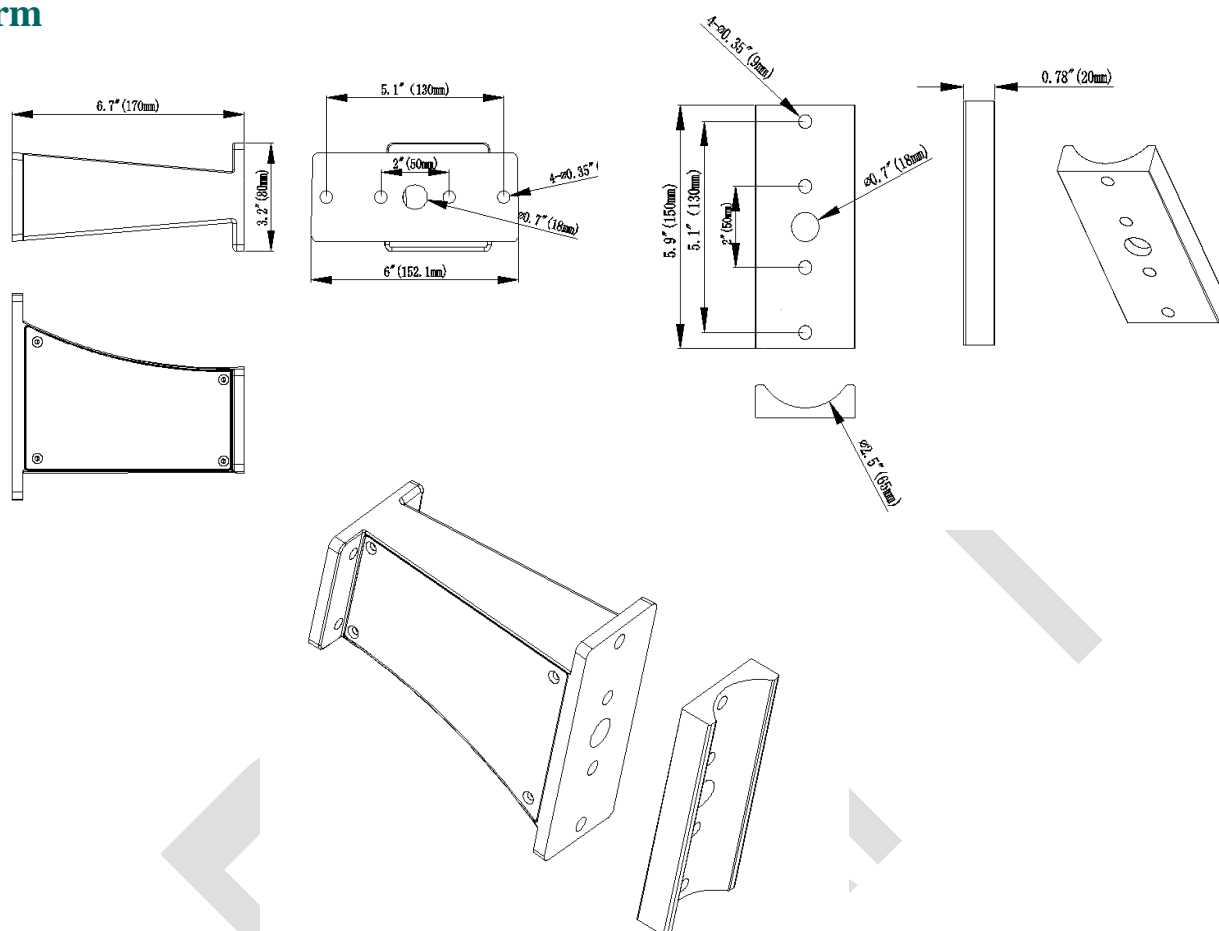


C0 PLANE ISOLUX DIAGRAM (UNIT:lx)



■ Accessory Option:

Arm



Trunnion

