



FEATURES

USSLxxxWOTAOK LED sports light is a game changer for court lighting applications. The low profile USSLxxxWOTAOK series utilizes high performance LEDs and precise optics to produce superior levels of illumination and uniformity. Compared with typical HID court lighting systems, the energy load is reduced by 50%.

- High Performance, Full Cutoff LED
- More than 50% Energy Reduction vs. 1000W Metal Halide
- 50,000 Hr Expected Life
- Direct Retrofit Mounting of AOK oT series
- Matching Poles & Brackets Available
- Lightweight for Easy Installation (23 lbs.)
- Consistent lumen output over fixture life
- Instant On and Dimmable
- Optional wireless control available
- 5-Year Warranty
- Built-in Surge Protection
- Photometric tested in accordance with IESNA standards



SPECIFICATIONS



OPERATING TEMPERATURE – -40° C to +50° C (-40°F to +122°F)

WARRANTY – AOK OT series carry a limited 5-year warranty.

SHIPPING WEIGHT – 23 lbs./10.5Kg (in carton)

LISTING – Luminaire have been tested by UL authorized lab in accordance with IESNA LM-79 & LM-80. Listed to UL 1598 and UL 8750, UL File number: E364473. FCC certified. DLC Premium qualified, eligible for rebates. Suitable for wet locations.

ENERGY SAVING CONTROL OPTION – DIM - 0-10 volt dimming enabled with controls by others.

EXPECTED LIFE – Minimum 50,000 hours depending upon the ambient temperature of the installation location.

LEDS – Select high-brightness LEDs in Warm White, Neutral White or Cool White color temperature, 70 CRI.

DISTRIBUTION/PERFORMANCE – High performance, multi-faceted, reflector provides uniform Forward Throw (FT) distribution with sharp backlight cutoff. Photometric data is tested in accordance with IESNA guidelines

HOUSING – One-piece, die-formed aluminum housing contains factory prewired driver in a gasketed, weather-resistant wiring compartment. Hinged wiring access door (with safety lanyard) located underneath. Fixture is IP66 rated.

OPTICAL UNIT – Precision engineered lenses made of optical grade Mitsubishi polycarbonate for maximum light intensity. Come standard with field-rotatable optics

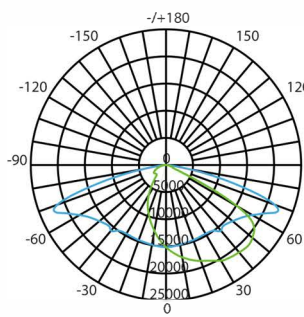
MOUNTING – The fixture is furnished with installed stainless steel, threaded mounting studs protruding from the rear of the housing. Stainless steel nuts and washers used to secure the fixture to the bracket are also included

ELECTRICAL – Two-stage surge protection (including separate surge protection built into electronic driver). Available with universal voltage power supply 120-277VAC (50/60Hz input) and 347-480 VAC.

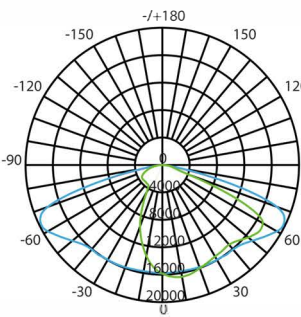
DRIVER – Available in HO (High Output) drive current. Components are fully encased in potting material for moisture resistance. Driver complies with FCC standards. Driver and key electronic components can be easily accessed.

ORDERING INFORMATION

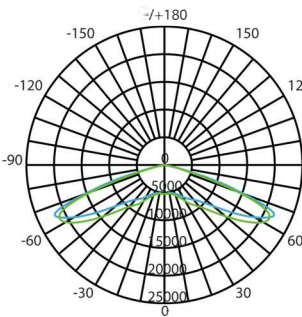
WATT	VOLTAGE	LED CHIPS	SENSOR	CCT&CRI	Optic	Brackets	COLOR
300W 420W	NV=100-277V HV=200-480V	Lumileds 5050	00= Without sensor SN= Sensor PH= Photocell DV=Dimmable	3070= 3000K 70CRI 4070= 4000K 70CRI 5070= 5000K 70CRI 5770= 5700K 70CRI 3080= 3000K 80CRI 4080=4000K 80CRI 5080= 5000K 80CRI 5780= 5700K 80CRI	T3 = Type III T4 = Type IV T5 = Type V T303=T3V5	A= Slipfitter B= Adjustable Straight Mount C = Trunnion Mount D = Slide and Lock Mount E = Non-adjustable straight mount (Square) F=Non-adjustable straight mount (Round)	BK=Black BZ=Bronze WH= White SG = Silver Grey



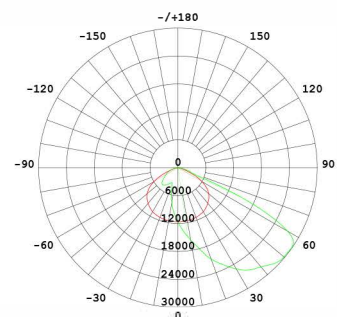
AVERAGE BEAM ANGLE(50%):116.8 DEG
UNIT:cd
— C0/180,155.6 Ic:15141
— C90/270,78.0 Ic:21269



AVERAGE BEAM ANGLE(50%):121.6 DEG
UNIT:cd
— C0/180,152.0 Ic:15843
— C90/270,91.2 Ic:15855



AVERAGE BEAM ANGLE(50%):153.0 DEG
UNIT:cd
— C0/180,154.3 Ic:5231
— C90/270,151.8 Ic:5231




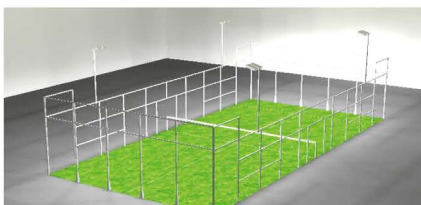


AVERAGE BEAM ANGLE(50%):89.0 DEG
UNIT: cd
— C0/180,121.0° Ic:11622
— C90/270,56.9° Ic:29912

TECHNICAL SPECIFICATIONS

MODE	WATTS	REPLACE MHL (170LPW)	LUMEN OUTPUT	FIXTURE DIMENSION	NW
USSL300WOTAOK	300W	1000W	43500	29*14*3" (739*360*75mm)	23lbs (10.5kg)
USSL420WOTAOK	420W	1200W	60060	29*14*3" (739*360*75mm)	23lbs (10.5kg)

Along with tennis, uSaveLED Sports Lighting have experience in designing lighting systems for other outdoor activities including basketball courts, volleyball courts, and skate parks. In the past, uSaveLED products are used in lighting systems for universities, recreation centers, municipalities, and private residences. With multiple fixtures to choose from, uSaveLED can recommend the right product for your project.



Tennis Court

Tennis Court

Soccer field